

Point in Time Count 2021

J.D. Klippenstein, Chair
Presentation to CHAB, June 7th, 2021



Point in Time Count 2021

The Point in Time (PIT) Count took place on February 4th, 2021

The PIT is an annual count on a single night of the sheltered, and unsheltered homeless population in the region. All CoCs around the country are required to conduct PIT Counts. The comprehensive count was submitted to HUD by the May 14th, 2021 deadline, which included the;

- Unsheltered Count
- Emergency Shelter Count
- Transitional Housing Count

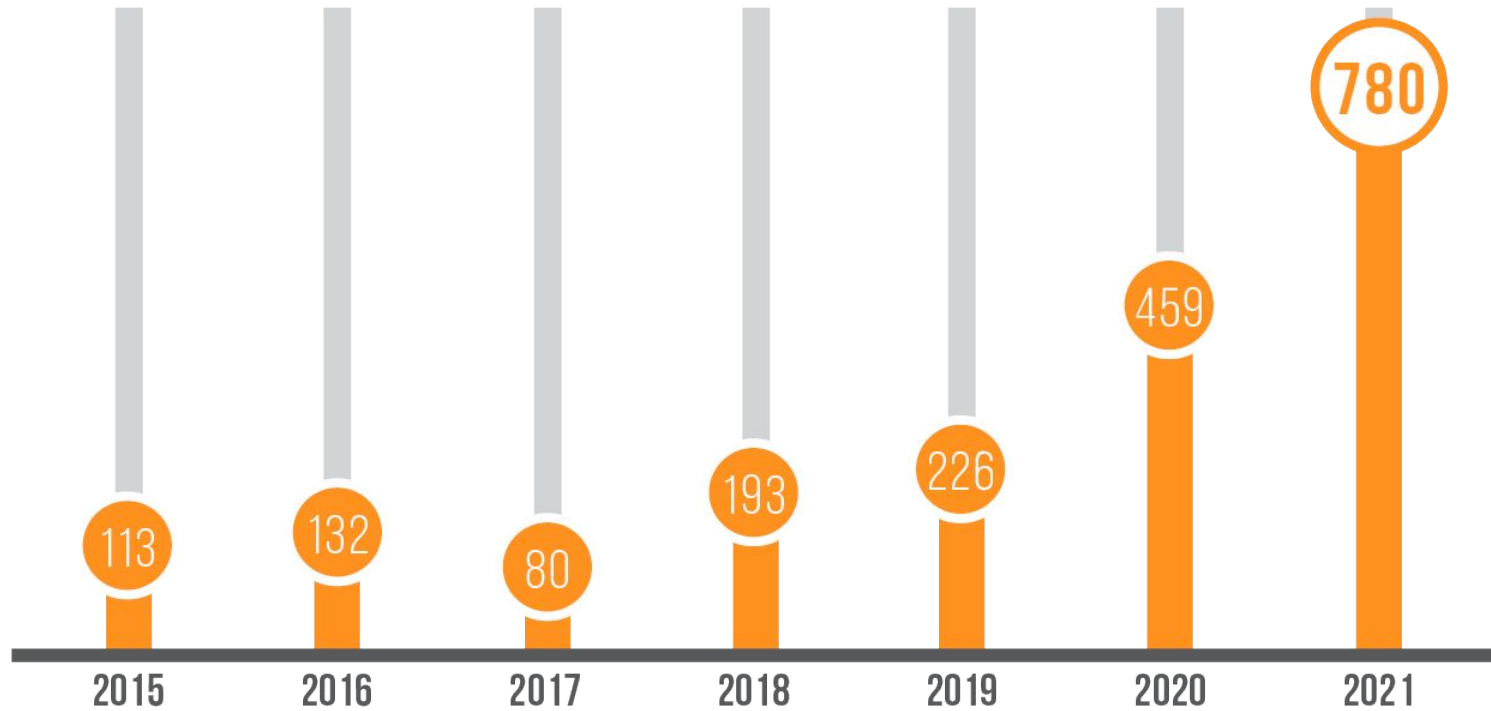


Unsheltered Count

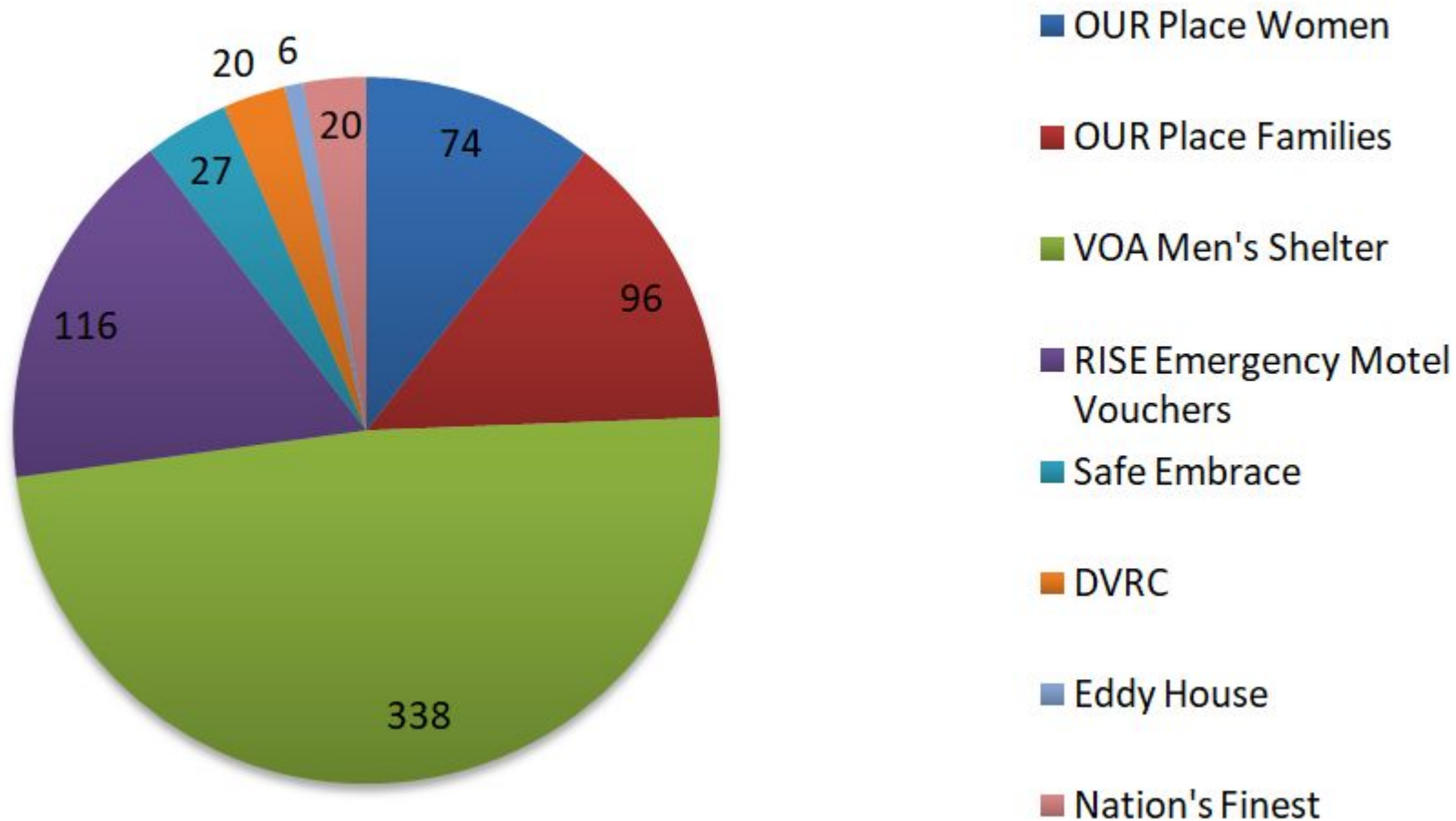
The Unsheltered Count is the only time during the year when our population who is unsheltered is comprehensively counted face to face by volunteers and law enforcement using the Counting US App.

- A head count only was conducted per HUD guidance
- 780 total people were counted by volunteers during the unsheltered count
- 33 volunteers participated along with 22 law enforcement officers representing each jurisdiction
- 34 different mapped areas were canvassed - the mapped areas include known encampments, suspected encampments, and areas along the Truckee River

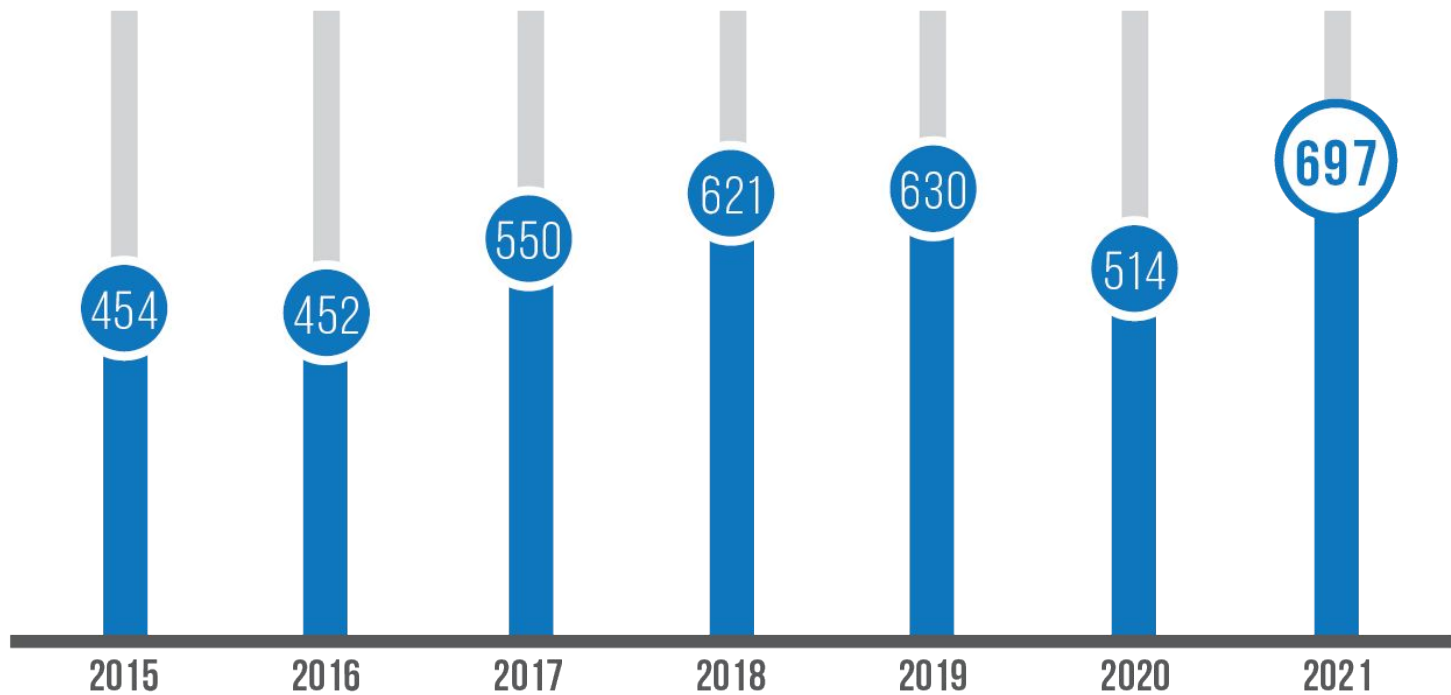
UNSHELTERED



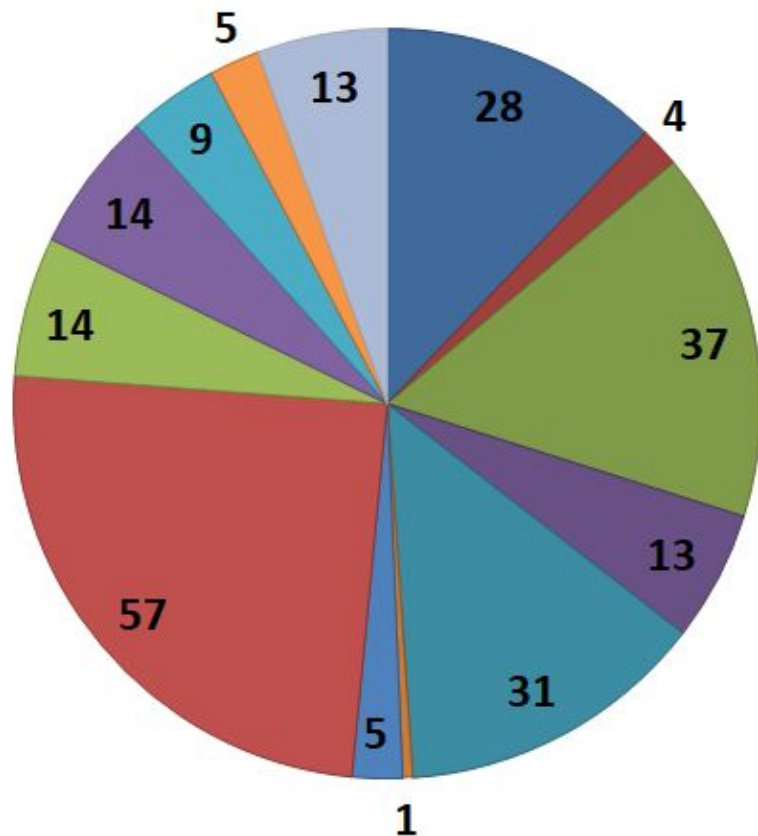
Emergency Shelter - Total 697



EMERGENCY SHELTER

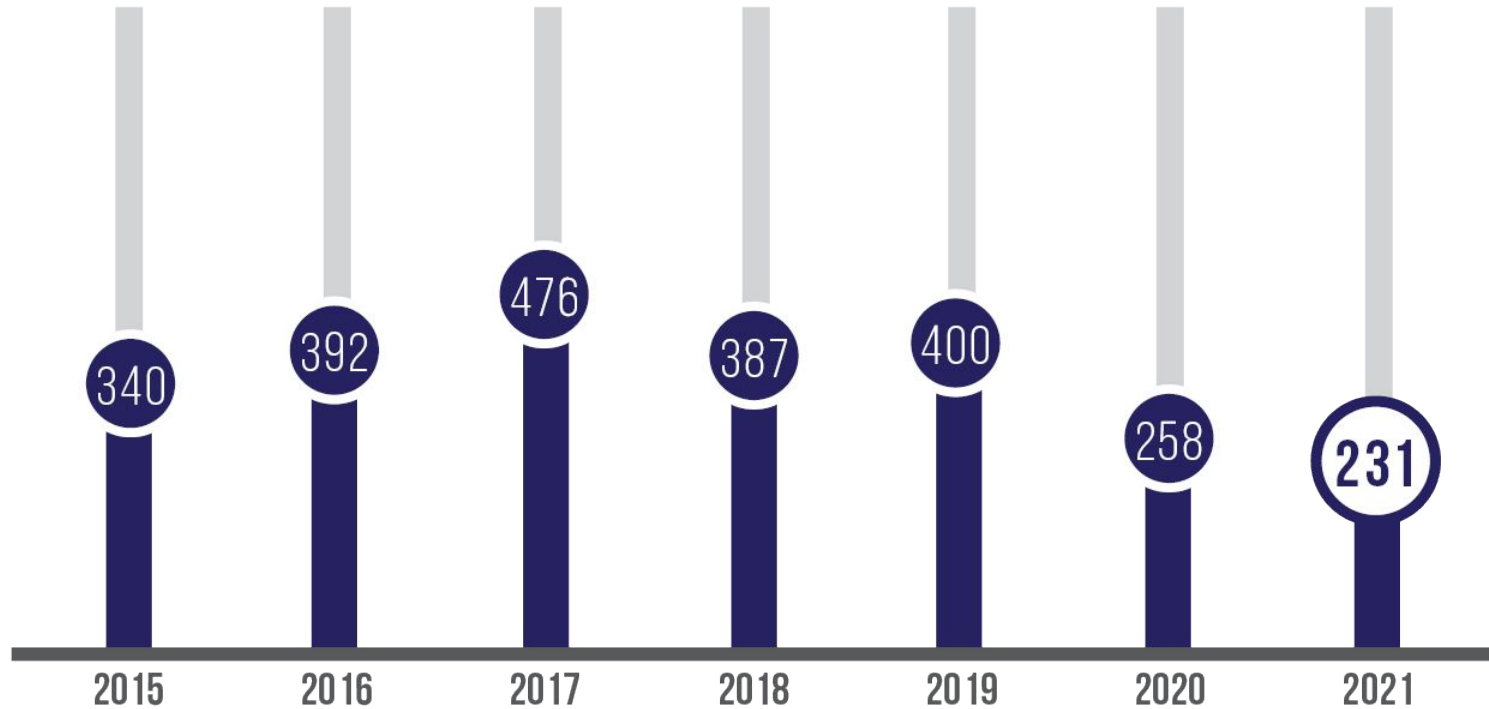


Transitional Housing - Total 231



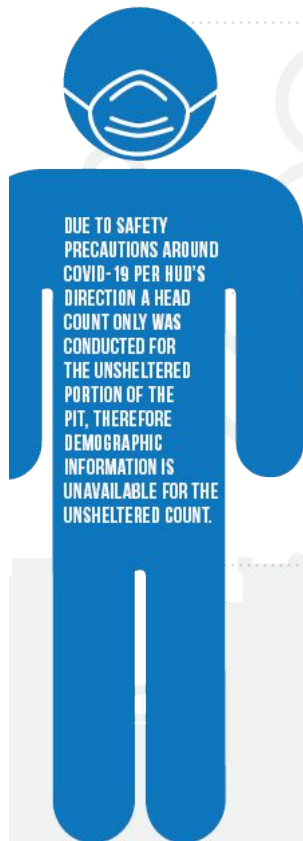
- Bristlecone
- Casa De Vida
- DVRC
- Eddy House
- Empowerment Center
- Hosanna Home
- NYEP
- Safe Embrace
- Step 1
- Steps to New Freedom
- Vitality Unlimited
- VOA - Veterans
- Westcare

TRANSITIONAL HOUSING



POINT IN TIME 2021

PEOPLE EXPERIENCING HOMELESSNESS IN WASHOE COUNTY ON FEBRUARY 4, 2021



DUE TO SAFETY PRECAUTIONS AROUND COVID-19 PER HUD'S DIRECTION A HEAD COUNT ONLY WAS CONDUCTED FOR THE UNSHELTERED PORTION OF THE PIT, THEREFORE DEMOGRAPHIC INFORMATION IS UNAVAILABLE FOR THE UNSHELTERED COUNT.

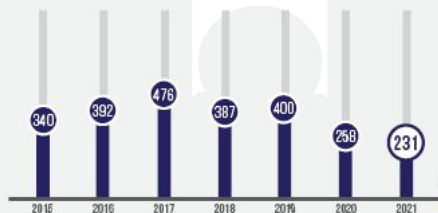
UNSHELTERED



EMERGENCY SHELTER



TRANSITIONAL HOUSING



PIT Survey Continued

- **What has stopped you from getting housed?**
 - 59% No income
 - 20% Poor Credit
 - 19% No ID
 - 17% Disability
 - 15% Mental Health Issues
 - 12% Domestic/Partner Violence
 - 9% Criminal History
- **How long have you lived in Reno?**
 - 58% Over 5 years
 - 9% 3 - 5 years
 - 15% 1 - 3 years
 - 15% 1 month - 1 year
 - 3% less than 1 year

PIT Survey Continued

- **Is this the first time you have been homeless?**
 - 61% No
 - 36% Yes
 - 3% Declined to answer
- **What type of housing would best meet your needs?**
 - 70% Apartment
 - 8% Shared Living/Roommate
 - 7% Transitional housing
 - 5% Group Home
 - 5% Sober Living
 - 2% Dormitory
 - 1% Treatment facility

PIT Survey Continued

- **Have you lost income due to COVID-19?**
 - 53% No
 - 41% Yes
 - 6% Unknown
- **Have you been tested for COVID-19?**
 - 73% Yes
 - 25% No
 - 2% Unknown
- **Have you been told you have COVID-19?**
 - 85% No
 - 11% Yes
 - 4% Unknown
- **Are you homeless as a result of COVID -19?**
 - 74% No
 - 21% Yes
 - 5% Unknown

THE
NORTHERN NEVADA
— CONTINUUM OF CARE



Questions?