

**Master Hydrology Report  
Appendix**

for

**CAUGHLIN RANCH**

within the City of Reno

**Reno, Washoe County, Nevada**

Prepared by:

**CODEGA & FRICKE, INC.**  
engineers + planners + landscape architects  
3700 Grant Drive, Suite G  
Reno, Nevada 89509

June 1991

**Master Hydrology Report  
Appendix**

**for**

**CAUGHLIN RANCH**

**within the City of Reno**

**Reno, Washoe County, Nevada**

**Prepared by:**



**CODEGA & FRICKE, INC .**  
**engineers + planners + landscape architects**  
**3700 Grant Drive, Suite G**  
**Reno, Nevada 89509**

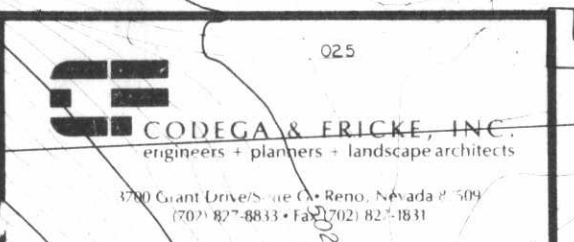
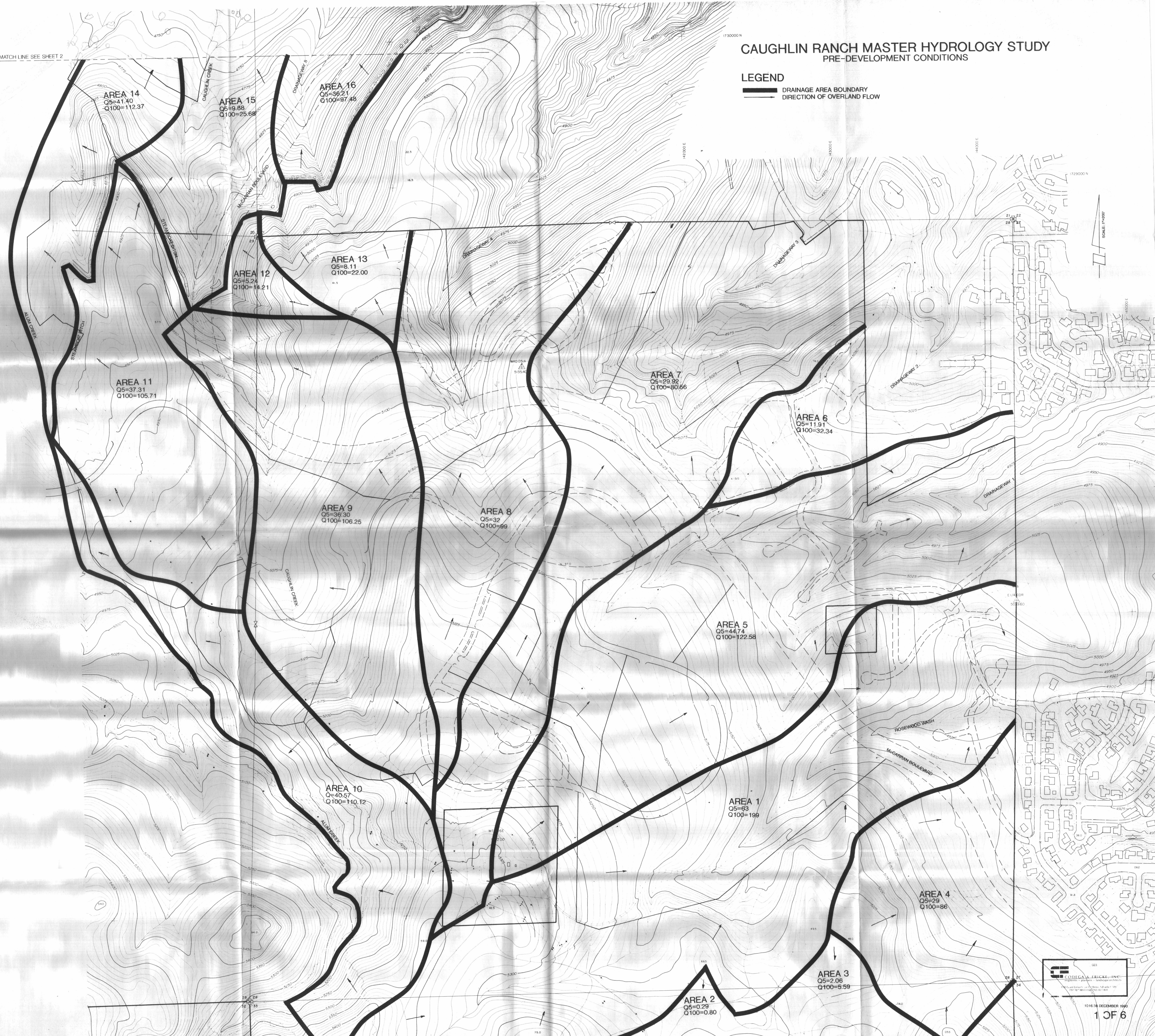
**June 1991**



MATCH LINE SEE SHEET 2

# CAUGHLIN RANCH MASTER HYDROLOGY STUDY PRE-DEVELOPMENT CONDITIONS



**LEGEND**  
 DRAINAGE AREA BOUNDARY  
 DIRECTION OF OVERLAND FLOW





**CAUGHLIN RANCH MASTER HYDROLOGY PLAN**  
PRE-DEVELOPMENT CONDITIONS

**LEGEND**

-  DRAINAGE AREA BOUNDARY
-  DIRECTION OF OVERLAND FLOW

SCALE: 1"=200'



MATCH LINE SEE SHEET 1





# CAUGHLIN RANCH MASTER HYDROLOGY STUDY EXISTING CONDITIONS

## LEGEND

- DRAINAGE AREA BOUNDARY
- SUBAREA, OVERLAND FLOW
- STORM DRAIN MANHOLE
- STORM DRAIN LINE
- DETENTION BASIN
- FLOW LINE
- DIRECTION OF OVERLAND FLOW
- CATCH BASIN OR YARD DRAIN





CAUGHLIN RANCH MASTER HYDROLOGY STUDY  
EXISTING CONDITIONS

LEGEND

- DRAINAGE AREA BOUNDARY
- SUBAREA, OVERLAND FLOW
- STORM DRAIN MANHOLE
- STORM DRAIN LINE
- DETENTION BASIN
- FLOW LINE
- DIRECTION OF OVERLAND FLOW
- CATCH BASIN OR YARD DRAIN



MATCH LINE SEE SHEET 3

MATCH LINE SEE SHEET 3



1016.38 / DECEMBER 1990

4 OF 6

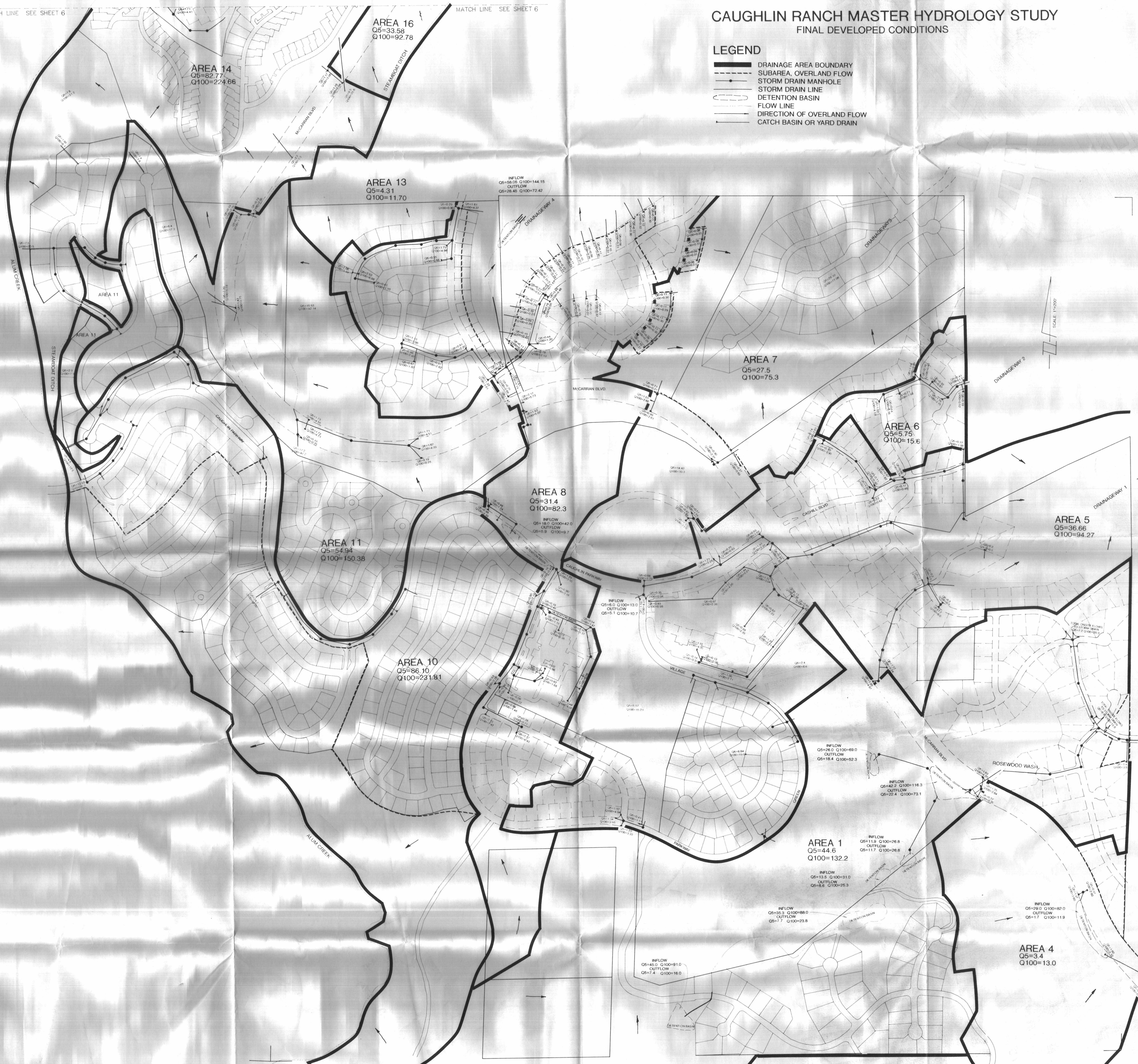
REVISED APRIL 1991



# CAUGHLIN RANCH MASTER HYDROLOGY STUDY FINAL DEVELOPED CONDITIONS

## LEGEND

- DRAINAGE AREA BOUNDARY
- SUBAREA, OVERLAND FLOW
- STORM DRAIN MANHOLE
- STORM DRAIN LINE
- DETENTION BASIN
- FLOW LINE
- DIRECTION OF OVERLAND FLOW
- CATCH BASIN OR YARD DRAIN



SCALE 1"=100'





CAUGHLIN RANCH MASTER HYDROLOGY STUDY  
FINAL DEVELOPED CONDITIONS

LEGEND

- DRAINAGE AREA BOUNDARY
- SUBAREA, OVERLAND FLOW
- STORM DRAIN MANHOLE
- STORM DRAIN LINE
- DETENTION BASIN
- FLOW LINE
- DIRECTION OF OVERLAND FLOW
- CATCH BASIN OR YARD DRAIN



MATCH LINE SEE SHEET 5

MATCH LINE SEE SHEET 5

